

**NOTICE & AGENDA  
BUDGET & PERSONNEL COMMITTEE MEETING  
CITY OF PRYOR CREEK, OKLAHOMA  
TUESDAY, MARCH 10, 2026 AT 5:30 PM**

AS REQUIRED BY THE OKLAHOMA OPEN MEETING ACT NOTICE IS HEREBY GIVEN THAT THE BUDGET & PERSONNEL COMMITTEE WILL MEET IN REGULAR SESSION IN COUNCIL CHAMBER, 12 NORTH ROWE STREET, PRYOR, OKLAHOMA AT THE ABOVE DATE AND TIME. FOR SPECIAL ACCOMMODATIONS TO ATTEND, PLEASE CONTACT (918) 825-0888.

**Committee Members: Choya Shropshire, Lori Bradshaw, Charles Tramel, Kenneth Brashears (Alternate)**

1. Call meeting to order.
  - a. Petitions from the audience.
  - b. Discuss, possibly approve minutes of the January 13<sup>th</sup>, 2026 regular meeting.
2. Mayor's Report.
  - a. Tax Reports.
  - b. Review of Financial Status.
  - c. General Fund Budget Review.
3. Unforeseeable Business.
4. Adjourn.

Posted March 9<sup>th</sup>, 2026 by Assistant City Clerk Darla Coats \_\_\_\_\_

**MINUTES  
BUDGET & PERSONNEL COMMITTEE  
REGULAR MEETING  
TUESDAY, JANUARY 13<sup>TH</sup>, 2026  
5:30 P.M.**

*THE BUDGET & PERSONNEL COMMITTEE MET IN REGULAR SESSION IN THE COUNCIL CHAMBER, 12 NORTH ROWE STREET, PRYOR, OKLAHOMA AT THE ABOVE-MENTIONED DATE AND TIME.*

**Committee Members:** Choya Shropshire, Lori Bradshaw, Charles Tramel, Kenneth Brashears (Alternate)

**1. CALL MEETING TO ORDER.**

Choya Shropshire called the meeting to order at 5:30 p.m. Members present: Lori Bradshaw, Charles Tramel and Choya Shropshire. Members absent: none.

Others present: Mayor Doyle, Kemmie Shropshire, Jeff Kolker and Catalina Kolker.

**2. PETITIONS FROM THE AUDIENCE**

There were no petitions from the audience.

**3. DISCUSS, POSSIBLY APPROVE MINUTES OF THE DECEMBER 9<sup>TH</sup>, 2025 MEETING.**

Motion was made by Tramel, second by Bradshaw to approve the minutes of the December 9<sup>th</sup>, 2025 meeting. Voting yes: Bradshaw, Tramel and Shropshire. Voting no: none.

**4. MAYOR'S REPORT.**

**a. Tax Reports.**

Mayor Doyle reported that sales tax revenue is up slightly, and while use tax revenue is lower than the previous month, average tax revenue continues to trend upward.

**b. Review of Financial Status.**

Mayor Doyle reviewed November's financial report with the Committee. He stated that the city is on track to finish the fiscal year without a shortfall due to widespread cost-cutting measures.

**c. General Fund Budget Review.**

Mayor Doyle stated that most departments have utilized approximately 38-39% of their budgeted funds for the fiscal year, meaning they are on track to finish the year within their allocations.

**5. UNFORESEEABLE BUSINESS.**

There was no unforeseeable business.

**6. ADJOURN.**

Motion was made by Bradshaw, second by Tramel to adjourn. Voting yes: Tramel, Shropshire and Bradshaw. Voting no: none.

## Budget & Personnel Committee Item Report

### City of Pryor Creek, Oklahoma

---

**Meeting Date:**  
March 10, 2026

**Prepared By:**

---

**Summary:**

Tax report included in the packet is incomplete, tobacco tax revenue has not been reported as of posting.

---

**Background:**

---

**Recommendation:**

---

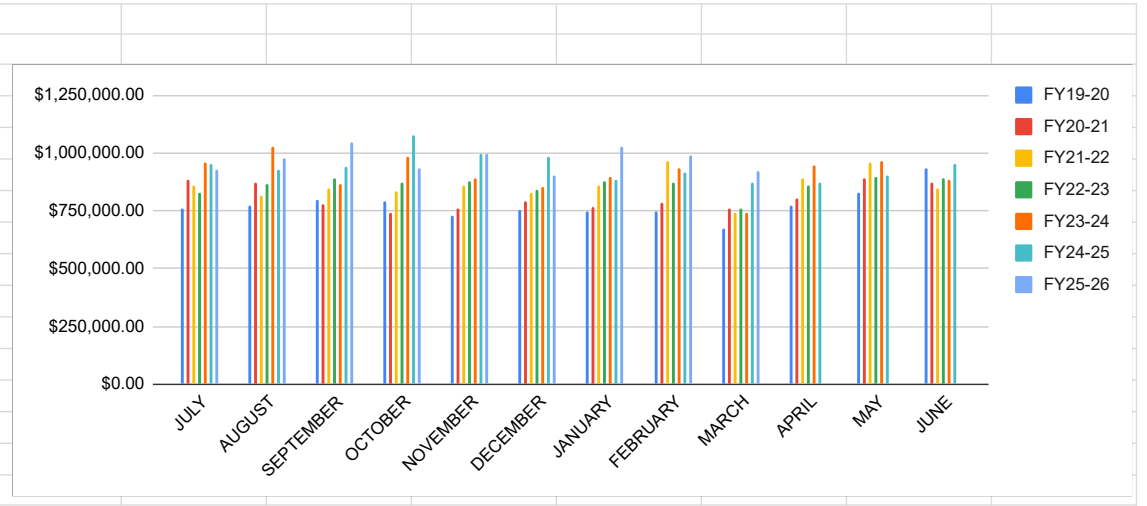
**Fiscal Impact:**

---

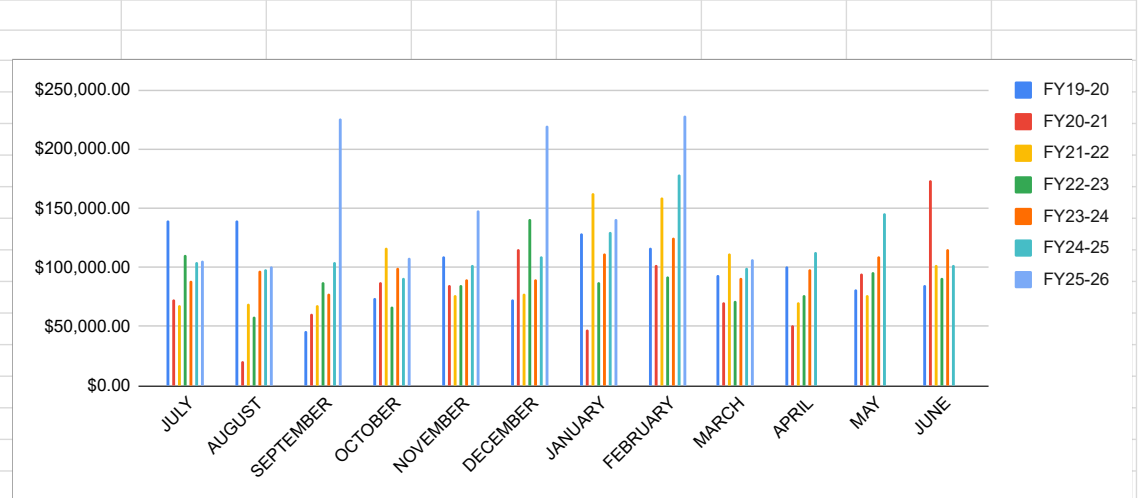
**Attachments:**

1. March 2026 Tax Report - INCOMPLETE

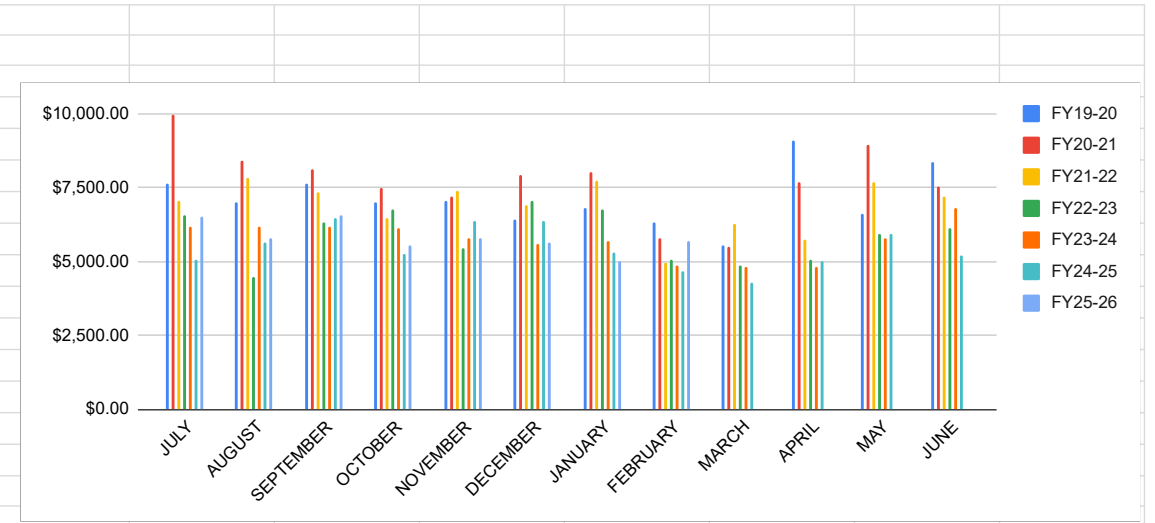
Sales Tax for Pryor Creek								
	FY19-20	FY20-21	FY21-22	FY22-23	FY23-24	FY24-25	FY25-26	FY26-27
JULY	\$762,210.98	\$883,069.62	\$858,434.01	\$829,117.54	\$957,034.17	\$949,192.94	\$925,614.90	
AUGUST	\$772,969.72	\$874,325.09	\$815,988.59	\$864,954.15	\$1,027,800.08	\$929,358.09	\$978,489.94	
SEPTEMBER	\$797,162.40	\$778,537.41	\$846,481.64	\$892,231.76	\$862,289.51	\$939,667.06	\$1,045,259.80	
OCTOBER	\$791,341.32	\$743,529.37	\$836,959.44	\$871,433.02	\$985,589.29	\$1,075,196.51	\$932,995.61	
NOVEMBER	\$729,869.64	\$761,329.87	\$857,087.62	\$880,402.24	\$891,924.90	\$993,221.30	\$996,229.24	
DECEMBER	\$752,605.85	\$793,356.56	\$828,875.55	\$838,559.55	\$855,746.83	\$982,484.59	\$900,755.70	
JANUARY	\$750,055.85	\$763,166.19	\$858,330.73	\$878,922.23	\$898,848.18	\$881,349.96	\$1,025,429.68	
FEBRUARY	\$747,343.85	\$784,577.85	\$965,223.87	\$870,243.28	\$935,029.44	\$913,329.01	\$992,342.29	
MARCH	\$673,114.50	\$758,530.01	\$739,268.97	\$761,804.55	\$744,160.22	\$871,781.44	\$922,107.53	
APRIL	\$769,552.84	\$805,283.96	\$888,320.02	\$860,505.22	\$945,550.77	\$874,316.22		
MAY	\$830,287.14	\$888,357.25	\$961,420.02	\$893,277.72	\$963,643.31	\$901,451.65		
JUNE	\$931,868.08	\$871,739.01	\$844,161.50	\$889,018.00	\$884,427.54	\$951,656.09		
<b>TOTAL</b>	<b>\$9,308,382.17</b>	<b>\$9,705,802.19</b>	<b>\$10,300,551.96</b>	<b>\$10,330,469.26</b>	<b>\$10,952,044.24</b>	<b>\$11,263,004.86</b>	<b>\$8,719,224.69</b>	<b>\$0.00</b>
AVG	\$775,698.51	\$808,816.85	\$858,379.33	\$860,872.44	\$912,670.35	\$938,583.74	\$968,802.74	#DIV/0!



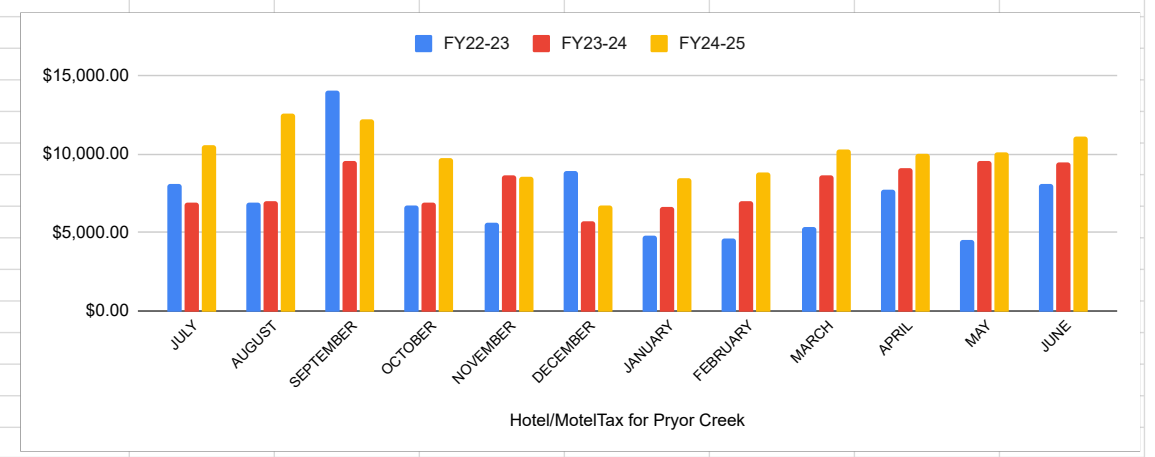
Use Tax for Pryor Creek								
	FY19-20	FY20-21	FY21-22	FY22-23	FY23-24	FY24-25	FY25-26	FY26-27
JULY	\$139,814.46	\$72,780.21	\$68,145.11	\$110,868.18	\$88,248.72	\$104,056.47	\$105,351.29	
AUGUST	\$139,921.75	\$20,686.72	\$69,921.89	\$58,688.91	\$97,615.96	\$99,105.20	\$101,256.00	
SEPTEMBER	\$46,037.38	\$61,303.56	\$68,791.50	\$87,511.99	\$77,660.56	\$104,887.98	\$225,902.72	
OCTOBER	\$73,880.30	\$87,415.09	\$116,979.12	\$67,324.75	\$99,858.54	\$91,097.48	\$108,764.79	
NOVEMBER	\$109,959.30	\$85,479.26	\$76,090.86	\$84,759.18	\$89,908.91	\$102,070.05	\$148,900.74	
DECEMBER	\$73,391.80	\$115,292.71	\$78,048.71	\$140,512.94	\$89,807.23	\$109,306.40	\$220,345.50	
JANUARY	\$128,366.65	\$47,239.19	\$163,297.12	\$87,984.16	\$111,299.89	\$129,605.68	\$140,693.61	
FEBRUARY	\$116,848.79	\$101,872.56	\$159,740.83	\$92,908.68	\$124,920.89	\$179,206.07	\$228,346.50	
MARCH	\$93,213.07	\$70,027.53	\$112,038.64	\$71,504.18	\$91,761.97	\$99,810.54	\$106,589.08	
APRIL	\$101,408.96	\$51,642.76	\$70,017.53	\$77,257.33	\$98,947.56	\$113,460.61		
MAY	\$81,120.35	\$95,247.85	\$76,112.48	\$95,980.06	\$109,552.34	\$145,313.72		
JUNE	\$85,146.64	\$173,325.88	\$101,915.75	\$91,161.69	\$115,172.89	\$102,551.66		
<b>TOTAL</b>	<b>\$1,189,109.45</b>	<b>\$982,313.32</b>	<b>\$1,161,099.54</b>	<b>\$1,066,462.05</b>	<b>\$1,194,755.46</b>	<b>\$1,380,471.86</b>	<b>\$1,386,150.23</b>	<b>\$0.00</b>
AVG	\$99,092.45	\$81,859.44	\$96,758.30	\$88,871.84	\$99,562.96	\$115,039.32	\$154,016.69	#DIV/0!



Tobacco Tax for Pryor Creek								
	FY19-20	FY20-21	FY21-22	FY22-23	FY23-24	FY24-25	FY25-26	FY26-27
JULY	\$7,651.74	\$9,952.29	\$7,053.48	\$6,551.62	\$6,188.47	\$5,074.02	\$6,517.54	
AUGUST	\$7,002.62	\$8,432.39	\$7,836.26	\$4,491.53	\$6,153.49	\$5,650.52	\$5,778.16	
SEPTEMBER	\$7,626.68	\$8,131.46	\$7,353.37	\$6,321.36	\$6,196.13	\$6,456.48	\$6,559.96	
OCTOBER	\$6,979.41	\$7,502.43	\$6,453.01	\$6,779.97	\$6,132.81	\$5,272.39	\$5,532.16	
NOVEMBER	\$7,031.16	\$7,192.36	\$7,400.29	\$5,466.42	\$5,775.52	\$6,394.03	\$5,799.80	
DECEMBER	\$6,403.07	\$7,910.53	\$6,894.86	\$7,068.45	\$5,613.85	\$6,388.62	\$5,656.09	
JANUARY	\$6,797.30	\$8,038.11	\$7,739.58	\$6,737.06	\$5,707.55	\$5,293.03	\$5,016.92	
FEBRUARY	\$6,340.63	\$5,785.89	\$4,945.37	\$5,047.67	\$4,855.90	\$4,664.67	\$5,677.38	
MARCH	\$5,556.34	\$5,507.90	\$6,260.76	\$4,853.31	\$4,813.01	\$4,299.71		
APRIL	\$9,111.80	\$7,684.27	\$5,753.23	\$5,083.05	\$4,800.52	\$5,013.22		
MAY	\$6,594.97	\$8,952.43	\$7,694.95	\$5,951.36	\$5,810.95	\$5,937.23		
JUNE	\$8,343.59	\$7,525.81	\$7,196.86	\$6,133.68	\$6,790.13	\$5,187.44		
<b>TOTAL</b>	<b>\$85,439.31</b>	<b>\$92,615.87</b>	<b>\$82,582.02</b>	<b>\$70,485.48</b>	<b>\$68,838.33</b>	<b>\$65,631.36</b>	<b>\$46,538.01</b>	<b>\$0.00</b>
AVG	\$7,119.94	\$7,717.99	\$6,881.84	\$5,873.79	\$5,736.53	\$5,469.28	\$5,817.25	#DIV/0!
<b>Combined Total</b>	<b>\$10,582,930.93</b>	<b>\$10,780,731.38</b>	<b>\$11,544,233.52</b>	<b>\$11,467,416.79</b>	<b>\$12,215,638.03</b>	<b>\$12,709,108.08</b>	<b>\$10,151,912.93</b>	<b>\$0.00</b>



Hotel/Motel Tax for Pryor Creek**								
	FY19-20	FY20-21	FY21-22	FY22-23	FY23-24	FY24-25	FY25-26	FY26-27
JULY				\$8,077.30	\$6,925.18	\$10,567.69	\$12,039.86	
AUGUST				\$6,905.86	\$6,981.74	\$12,557.09	\$12,731.94	
SEPTEMBER				\$14,035.81	\$9,513.73	\$12,162.91	\$12,433.96	
OCTOBER				\$6,741.03	\$6,913.31	\$9,755.84	\$11,331.95	
NOVEMBER				\$5,665.53	\$8,610.19	\$8,535.19	\$8,845.43	
DECEMBER				\$8,951.18	\$5,727.33	\$6,683.72	\$7,212.88	
JANUARY				\$4,792.39	\$6,605.17	\$8,493.44	\$6,869.67	
FEBRUARY				\$4,664.93	\$6,977.64	\$8,857.73		
MARCH				\$5,346.73	\$8,616.24	\$10,265.29		
APRIL				\$7,760.63	\$9,113.11	\$10,054.86		
MAY				\$4,552.36	\$9,591.36	\$10,077.65		
JUNE				\$8,060.78	\$9,492.18	\$11,079.42		
<b>TOTAL</b>	<b>\$0.00</b>	<b>\$0.00</b>	<b>\$0.00</b>	<b>\$85,554.53</b>	<b>\$95,067.18</b>	<b>\$119,090.83</b>	<b>\$71,465.69</b>	<b>\$0.00</b>
AVG	#DIV/0!	#DIV/0!	#DIV/0!	\$7,129.54	\$7,922.27	\$9,924.24	\$10,209.38	#DIV/0!



\*\*Note that the H/M tax allocations are NOT included in the tax distributions to the City

Hotel/motel tax allocations in Pryor Creek, Oklahoma include:  
**Pryor Area Chamber of Commerce:** 30% of the tax is allocated to the Pryor Area Chamber of Commerce  
**Pryor Public Schools:** 10% of the tax is allocated to Pryor Public Schools  
**Pryor Mainstreet:** 10% of the tax is allocated to Pryor Mainstreet  
**Local organizations:** 50% of the tax is allocated as grants and awards to local organizations  
**The Hotel/Motel Tax Allocation Board must approve all fund allocations.**